



Annex I.b : Programme for the eradication of bovine Tuberculosis, bovine Brucellosis or sheep and goat Brucellosis (*B. melitensis*) submitted for obtaining EU cofinancing

Member States seeking a financial contribution from the European Union for national programmes of eradication, control and surveillance shall submit online this application completely filled out.

In case of difficulty, please contact SANTE-VET-PROG@ec.europa.eu, describe the issue and mention the version of this document: 2015 1.01

Your current version of Acrobat is: 11.01

Instructions to complete the form:

- 1) You need to have at least the **Adobe Reader version 8.1.3** or higher to fill and submit this form.
- 2) To verify your data entry while filling your form, you can use the "**verify form**" button at the top of each page.
- 3) When you have finished filling the form, verify that your internet connection is active, save a copy on your computer and then click on the "**submit notification**" button below. If the form is properly filled, the notification will be submitted to the EU server and a submission number will appear in the corresponding field. If you don't succeed to submit your programme following this procedure, check with your IT service that the security settings of your computer are compatible with this online submission procedure.
- 4) All programmes submitted online are kept in a central database. However only the information in the last submission is used when processing the data.
- 5) **IMPORTANT:** Once you have received the submission number, **save the form on your computer** for your records.
- 6) If the form is not properly filled in, an alert box will appear indicating the number of incorrect fields. Please check your form again, complete it and re-submit it according to steps 3). Should you still have difficulties, please contact SANTE-VET-PROG@ec.europa.eu.
- 7) For simplification purposes you are invited to submit **multi-annual programmes**.
- 8) As mentioned during the Plenary Task Force of 28/2/2014, you are invited to submit your programmes in **English**.

Submission Date

Submission Number

Wednesday, October 07, 2015 10:34:39

1444210598059-6825



Standard requirements for the submission of programme for eradication, control and monitoring

1. Identification of the programme

Member state : PORTUGAL

Disease : Bovine tuberculosis

Species : Bovines

This program is multi annual : no

Request of Community co-financing for year :

2016

Standard requirements for the submission of programme for eradication, control and monitoring

1.1 Contact

Name : Yolanda Vaz

Phone : 00351213239650

Your job type within the CA : Head of Animal Protection Unit

Email : secdsspa@dgav.pt

2. Historical data on the epidemiological evolution of the disease

Provide a concise description on the target population (species, number of herds and animals present and under the programme), the main measures (sampling and testing regimes, eradication measures applied, qualification of herds and animals, vaccination schemes) and the main results (incidents, prevalence, qualification of herds and animals). The information is given for distinct periods if the measures were substantially modified. The information is documented by relevant summary epidemiological tables (point 6), complemented by graphs or maps (to be attached).

(max. 32000 chars) :

Portugal is implementing the co-financed bovine tuberculosis eradication programme since 1991, and holdings covered by the programme have a health status attributed in accordance with Directive 64/432 EEC of 26 June, Decree-Law No 272/2000 of 8 November 2000, Directive 2008/73/CE of 15 July and Decree-Law No 79/2011 of 20 June.

The Programme is based on intradermal comparative test (IDTC) applied to breeding cattle herds and the restriction of movement of herds with positive animals, the compulsory slaughter of those animals under the responsibility of the official veterinary services and their compensation to farmers.

Epidemiological investigation and trace back of contact herds is carried out. In addition, routine surveillance in slaughterhouses is carried out as well as pre-movement tests and a surveillance system is established for large game animals in certain risk areas.

In 1993, year of consolidation of the eradication programme, herd prevalence was 0,2% and the disease has been progressively controlled over the years. By 2012 Algarve, one of the 5 veterinary regions of the country was recognized as officially free of tuberculosis (Decision 2012/204/EU of 19 April 2012).

A-Continent

Over the past 5 years, the Programme achieved a good reduction, from 0.91% herd prevalence in 2010 to 0.35% in 2012, but stabilized in the last 3 years – in 2014 a 0.37% herd prevalence was achieved (please see graph in Annex 8).

National indicators reflect different situations in the 4 regions under the Programme, but all regions improved their indicators over the last 5 years, particularly Alentejo and Norte regions.

At the Region "Norte", the bovine production is characterized by small production units, averaging 15

Standard requirements for the submission of programme for eradication, control and monitoring

bovines per herd. Tuberculosis has been decreasing over the last 5 years, from 0.37% to 0.13%, which represents 65% reduction. In the end of 2014 this region had 28 non-T3 (non-officially free) herds from a universe of 17,489 herds.

The Region "Centro" also presents small a majority of small holding, averaging 17 bovines per herd. Tuberculosis has been decreasing over the last 5 years, from 0.56% to 0.37%, which represents 34% reduction. In the end of 2014 this region had only 9 non-T3 herds from a universe of 6,271 herds.

Region "Lisbon and Tagus Valley - LVT", have an average size of bovine holding of 65 animals (it was 58 in 2010). Tuberculosis has been decreasing over the last 5 years, from 0.47% to 0.39%, which represents 17% reduction. In the end of 2014 this region had only 2 non-T3 herds from a universe of 1,089 herds.

The Region "Alentejo" have a different production system, with larger herds having on average 134 bovines per herds on average (114 in 2010), most reared in extensive systems, where farms have their own land without much contact between herds. Tuberculosis has been decreasing over the last 5 years, from 4.34% to 1.30%, which represents 70% reduction. In the end of 2014 this region had 34 non-T3 herds from a universe of 4,231 herds.

This decline in the prevalence on holdings, in Portugal, also lead to a decline in the number of suspect lesions detected on slaughter with confirmation of the disease, which decreased from 101 in 2010 to 33 in 2014.

In 2014, at national level, the 101 positive herds were detected, with 645 positive animals. From the 88 herds investigated with collection of organs from positive slaughtered animals, 41 (46.6%) were confirmed with isolation of *Mycobacterium bovis*. The 217 histopathological examinations and 204 bacteriologic tests, resulted in 78 (38.2%) isolations of *M. bovis*. By the end of 2014, 73 (0.25%) herds remained non-T3, from a universe of 29,080 herds.

The progress of the programme from 2010 to 2012 was based on measures that have focused on the following aspect (Annex 6) :

- Increasing the number of animals tested in risk areas.
- Improving detection on holdings by overseeing and monitoring IDTC testing and training and retraining the personnel carrying out such testing.
- Monitoring compliance with the deadlines for re-inspecting in infected herds.
- Reviewing and standardising the rules for carrying out pre-movement tests.
- Monitoring and surveillance of the large game species hunted.

The maintenance of a pre-eradication phase but the difficulties in further progressing the programme in the last 2 years have been analysed by evaluating possible sources of infection. In 2014, 32% of epidemiological questionnaires could not find any epidemiological link to infection, but 50% indicated possible contacts with wild animals, mainly deer and wild boar, which happens particularly when food and water are scarce. However 27% still indicated the possibility of introduction of an infected animal.

Algarve carries out the surveillance for tuberculosis-free regions in accordance with Article 8 of Directive 64/432/EEC of 26 June 1964, and remained without positive animals in the last 4 years.

B-Azores

The Bovine Tuberculosis Eradication Plan of in the Autonomous Region of the Azores was launched in January 2004. Only in 2007, and for the first time since 2004 and over the preceding 20 years, an animal tested positive in the island of S. Miguel and required the implementation of officially stipulated measures to eliminate this outbreak.

The Plan is based on the IDTC test of animals, and the measures implemented under the national bovine tuberculosis eradication programme upon finding of positive and infected animals are strictly followed in the Autonomous Region of the Azores. Data concerning the epidemiological development of the disease between 2004 and 2014 is presented in Graph 1 and 2.

Standard requirements for the submission of programme for eradication, control and monitoring

Post-mortem inspection at slaughterhouses and investigation of lesions (histopathology and bacteriology) are also carried out, in the Region and also in Madeira and on mainland Portugal, where animals coming from the Azores are slaughtered. Graph 3 shows the number of bovines slaughtered for consumption in the Region, the number sent to mainland Portugal and Madeira for slaughter and the number of animals with lesions confirmed as having been caused by tuberculosis.

To date, two entire herds have been slaughtered on the island of S. Miguel, one following the first case (2007) and another in 2011.

The two last infected animals in the region were diagnosed in October 2012 and May 2014.

3. Description of the submitted programme

Provide a concise description of the programme with its main objective(s) (monitoring, control, eradication, qualification of herds and/or regions, reducing prevalence and incidence), the main measures (sampling and testing regimes, eradication measures to be applied, qualification of herds and animals, vaccination schemes), the target animal population, the area(s) of implementation and the definition of a positive case.

(max. 32000 chars) :

Introduction

The purpose of the Portuguese Bovine Tuberculosis Eradication Program, both in the Continental area and in the Autonomous Region of Azores is to reduce the incidence and prevalence on holdings creating officially free areas and achieving the eradication of disease. Early diagnosis and good containment of the infection is therefore necessary, while implementing also the protection of free herds through the control of animal movements.

This program is presented for a period of one year and aims the surveillance of the bovine population and the reduction in the prevalence and incidence of the disease that will permit holdings' status to further improved.

The diagnostic test applied to live bovines under the programme is the IDTC. The gamma-interferon (GI) test is used as a complementary test.

The programme will be implemented on the entire territory of mainland Portugal with the exception of the Algarve, which has officially tuberculosis-free status, and in the Autonomous Region of the Azores. See map in Annex 2 of the territory of mainland Portugal.

In the mainland the programme covers all male and female bovines over six weeks of age of the holdings under the program, with the exception of the males of officially free fattening farms according to the Portuguese and Community legislation. The age of the animals undergoing IDTC and the frequency of such testing depend on the herd's health status, whereas in officially disease-free herds it also depends on the epidemiological indicators of the region. All animals over 6 weeks of age in herds that are not officially tuberculosis-free are subject to IDTC testing until the herd achieves disease-free status.

In the Azores, according to the last approved Plans, each island will reach, individually, the status of "officially free of bovine tuberculosis island." Thus, following the approved Plan for 2015, the frequency of the exams in the year 2016 will not be the same in all the islands:

- On the islands of Santa Maria, Graciosa, Pico, Faial, Flores and Corvo, in 2016 will be tested 25% of animals older than 24 months, getting cattle aged between six weeks and 24 months covered by epidemiosurveillance.

Since it is the last year of seven comprising the established in TB Eradication Plan, the islands of for Santa Maria, Flores and Corvo will be proposed in 2017 to the status of "officially free of bovine tuberculosis island".

Standard requirements for the submission of programme for eradication, control and monitoring

- On the islands of São Miguel, Terceira and S. Jorge, in 2016 will be tested 33.33% of animals aged over 24 months, getting cattle aged between six weeks and 24 months covered by epidemiosurveillance

Surveillance

Diagnostic: The official diagnostic test, as already mentioned, is the IDTC, which recognises positive, negative and doubtful results. Following a doubtful result, a new IDT test is carried out 42 days later to clarify the result. In these cases the positivity of the animal is determined by a non- negative result (positive or doubtful) in this second test.

The gamma-interferon test is a complementary diagnostic test performed simultaneously with the IDTC, upon decision of the official veterinary services, in the following situations (see Annex 5):

- a) on holdings that are not free from bovine tuberculosis and have animals recorded as having inconclusive results in the intradermal tuberculin test;
- b) as an alternative to slaughter of all animals on infected holdings where animals successively test positive in the intradermal tuberculin test (chronic positivity);
- c) on holdings (regardless of their health classification) if a significant percentage of animals test positive in a single intradermal tuberculin test.

Case definition: Under this program a positive case is:

- Animals with positive result in the IDTC test.
 - Animals with detection of tuberculosis compatible lesions on routine examination at slaughterhouse.
- Under this program, an "Epidemiological Unit", is a herd or the set of herds existing in a given geographical area, under the same management techniques and with frequent contacts to each other, forming a whole from the epidemiological point of view (as paragraph d) of art. 2 of DL 272/2000 of November 8).

Classification of herds: All the holdings covered by the programme have a health status in accordance with Directive 64/432 EEC of 26 June and Decree-Law No 272/2000 of 8 November 2000.

Health status is assigned or amended by the official veterinary services, and are the following: officially disease-free (T3) and non-disease free, including herds which are undergoing health measures (T2) and infected (T2.1 – with isolation of *M. bovis*). The classification Scheme is explained in Annex 3.

The dynamic assignment, maintenance and change of health status defined in the program is described in point 4.4.4 - Qualifications of animals and herds including detailed reference to relevant Union legislation and its implementation in the Member State for this disease.

Sampling and testing scheme in the Continent and in the Azores is presented in point 4.4.6 - Tests used and sampling and testing schemes

Data management: Surveillance data regarding herds, animal and actions regarding the programme is inserted and managed by a computerized information system PISA.net, connecting OPP, DSAVR, laboratories and DSPA. Data is analysed for the implementation of the programme and for evaluation and reporting.

Measures in positive holdings

In the non-free herds the testing methodology applied is:

- a) In the herds confirmed as infected with tuberculosis by means of isolation of *M. bovis* (T2.1), all animals over 6 weeks of age are tested, 42 days after removal of the last animal with positive reaction. If no more positive reactions are found, two consecutive tests are carried out with a minimum of 60 days apart, to all farm animals over 6 weeks of age. If results obtained in these last tests are both negative the herd reaches the T2 status.

Standard requirements for the submission of programme for eradication, control and monitoring

b) In the T2 status, all of the bovine animals over 6 weeks of age, are tested after 6 months of achieving T2 status. If all cattle react negatively to this test the herd acquires T3 status. Other measures such as restriction of movements, slaughter and compensation of positive animals, and others are explained in point 4.4.9 - Measures in case of a positive result...

Measures following sanitary inspection suspicion notification

The detection of suspected tuberculosis lesions in post mortem routine examination at slaughterhouse leads to immediate measures in the holding.

As samples are taken from those inspected animals and sent to NRL for histopathological and bacteriological diagnosis.

Investigation is made on herds where that animal may have been. Consequently, in those other possible farms, all cattle over 6 weeks of age are submitted to IDT test, and any positive reaction conducts to the previously described procedures.

Measures regarding animal movement

Animals from officially disease-free herds alone may be moved without restrictions. This control is based on the updated information concerning herds' status recorded in the database for the registration and identification of bovine animals (SNIRA).

Herds with suspended (T3S) or not disease-free status (T2 and T2.1) are only allowed to move animals to slaughter, under official control, and regular checks on movements are scheduled in SNIRA.

Measures regarding tuberculosis in wild animals by *M. bovis*

In certain regions of the country overpopulation of large game animals (deer and wild boar) plays an important role in the transmission of TB agent, acting these animals as reservoirs for domestic cattle. The Notice (Edital), in force since April 29, 2011, defines the area of epidemiological risk for tuberculosis for the largest game animals, according to the distribution of these animals in the country including several counties of DSAVR Centro and DSAVR Alentejo, and aims for these areas that: - In all big game hunting activities a veterinarian is present;

- All hunted animals must be conducted to an initial examination, made by the veterinarian, to ensuring food security and the protection of hunters and personnel involved in these activities;
- Ensure the correct destination of the by-products of hunting;
- Collection samples for laboratory diagnosis (histopathological and bacteriological examination) of any suspected lesions of tuberculosis.

4. Measures of the submitted programme

4.1 Summary of measures under the programme

Duration of the programme : 2016

First year :

Standard requirements for the submission of programme for eradication, control and monitoring

- Control
- Testing
- Slaughter and animals tested positive
- Killing of animals tested positive
- Vaccination
- Treatment
- Disposal of products
- Eradication, control or monitoring

4.1.1 Timeline for the eradication

Provide the timeline foreseen for the eradication with detailed justification (max. 32000 chars) :

The tuberculosis eradication programme covered 90% of bovine animals under the programme and the progression indicator regarding percentage of positive herds (herds with at least one positive animal to IDTC) was 0.37% (in comparison with 0.35% in 2013). These numbers suggest an apparent lack of progression but by the end of 2014, there were 73 non indemne T2 herds while in 2013 there were 92. In Alentejo and Centro regions the main problem identified for the lack of progress of the programme have been the contacts with wildlife (deer and wild boars) in extensive beef production systems. However in 2014 one third of epidemiological questionnaires could not find a probable source of infection, and 27% indicates the possibility of introduction of an infected animal. It will be very difficult to eradicate the disease in the next few years, before 2017, despite all our best

Standard requirements for the submission of programme for eradication, control and monitoring

efforts.

Azores

In the Azores, have been tested more and more animals and holdings, (see graphics 1 and 2), maintaining the prevalence at trace levels.

If all goes as stated in the plans and evaluating the health status of the nine islands that make up the archipelago, the islands of Santa Maria, Flores and Corvo may obtain the status of " islands officially free of bovine tuberculosis " in 2017; Graciosa and Pico in 2018; Faial in 2019; Terceira and S. George in 2020 and S. Miguel in 2021.

4.1.2 Interim targets in relation to the timeline for eradication

based on herd prevalence and herd incidence at different periods in link with the timeline for eradication (max. 32000 chars) :

According to the WD Sanco/10181/2014 the expected results (targets) for 2015, 2016 and 2017 are:

Year	Herd prevalence	Herd incidence
2015	0,25 %	0,19 %
2016	0,24 %	0,20 %
2017	0,19 %	0,16 %

However, it has to be taken into account that the reduction foreseen in this table, could be lower, because Portugal is close to the eradication, being the last step of eradication more difficult to manage and to achieve.

4.2 Organisation, supervision and role of all stakeholders involved in the programme

Describe the authorities in charge of supervising and coordinating the departments responsible for implementing the programme and the different operators involved. Describe the responsibilities of all involved.

(max. 32000 chars) :

A-Continent

The Directorate-General for Food and Veterinary (DGAV) is the authority responsible for the control and eradication of bovine tuberculosis and has a central level (DSPA) responsible for coordinating and monitoring the programme.

The 5 Directorates for Regional Food and Veterinary Services (DSAVR), decentralised services of DGAV (Norte, Centro, Lisboa e Vale do Tejo (LVT), Alentejo and Algarve), are responsible not only for overseeing the implementation of the various activities under the Programme in their area but also for the attribution of herd status and the official control of measures carried out. Routine surveillance in the slaughterhouse is performed by veterinary inspectors of DSAVRs.

The diagnostic tests on holdings are carried out by veterinarians of the livestock producers' associations (OPP).

Standard requirements for the submission of programme for eradication, control and monitoring

The national reference laboratory INIAV, I.P. is responsible for the post-mortem diagnosis (histopathology and bacteriological tests on suspicious tuberculosis lesions samples) and Gama interferon test.

In brief, the organisation of activities of the programme is the following:

OPP submits an annual health programme to DSAVR. The programme is analysed regarding the compliance with the rules established in the bovine tuberculosis eradication programme, among others and is approved. Field activities are carried out by OPP and results of the IDTC test are recorded in the national animal health programme (PISA.Net) by the OPP, which must inform the DSAVR whenever positive results are detected. These results are validated by the DSAVR, which in turn validates the health status or changes it in light of the results of the IDTC test and later on, in light of the histopathological and bacteriological tests carried out by INIAV in the samples collected from positive or suspected animals.

Whenever positive results emerge the DSAVR set the following procedures in motion:

- In T3 herds the health status is suspended and the holders are directly notified of the results obtained and of the imposition of restrictions on animal movement. Officially identifies the animal for slaughter and its transport to the slaughterhouse under their responsibility.

- In T3S, T2 or T2.1 herds the holders are informed of the results obtained, the animals intended for slaughter on health grounds are marked and transport and slaughter are undertaken under their official responsibility.

The DSAVRs enter the slaughter data on the national animal health database (PISA.Net) and instruct the OPPs to organise the IDTC tests to be carried out.

The DSAVRs also set the compensation process of the owner, due to the compulsory slaughter of positive animals.

The DGAV and the DSAVRs are also responsible for monitoring the execution of IDTC testing and compliance with the legal requirements arising from the agreements signed with the OPPs.

The responsible for the animals must provide the appropriate means for the execution of all the official procedures, for the implementation of the standards of animal identification and animal movement. The holder must also allow the transport to the slaughterhouse of positive animals, comply with movement restrictions and the others sanitary determinations due to a stamping out decision.

B-Azores

The authority of the Autonomous Region of the Azores that is responsible for the coordinating and monitoring the Bovine Tuberculosis Plan is the Regional Directorate for Agriculture and Rural Development, via the Directorate for Veterinary Services.

The measures are co-ordinated on each island via a veterinarian who is a Head of Division or Head of the Veterinary Service Sector of the Agricultural Development Service of the island, who may request cooperation from veterinarians from other bodies.

The measures under the plan will be implemented by the agricultural development services of the different islands and, in the island of São Miguel and Pico, by the Agricultural Association of São Miguel, Young Farmers Agricultural Association of S. Miguel and Agricultural Association of Pico Island, through an agreement signed between that entity and the regional veterinary authority .

The Regional Veterinary Laboratory of the Azores carries out gamma-interferon testing for laboratory diagnosis. The Regional Laboratory also carries out histopathological examination of every single sample.

Bacteriological examination alone is carried out in the National Agrarian and Veterinarian Research Institute.

Standard requirements for the submission of programme for eradication, control and monitoring

4.4.2 Target animals and animal population

(max. 32000 chars) :

The programme covers all males and females over 6 weeks of age on breeding, fattening and finishing holdings and those found to be at risk.

On holdings that are not disease-free all bovines over 6 weeks old are checked.

On holdings that are officially tuberculosis free the age of the bovines to be checked is determined depending on the epidemiological indicators of the region and the respective risk assessment as described at point 3, both for the Continent and the Azores.

The animal population on the Bovine Tuberculosis Eradication Program in the Azores is, on the islands of São Miguel, Terceira and S. Jorge, 33.33 % of bovine animals aged over 24 months and, in the islands Santa Maria, Graciosa, Pico, Faial, Flores and Corvo, 25% of bovine animals aged over 24 months. Data on existing population and the 2016 program are in Table 1 attached.

4.4.3 Identification of animals and registration of holdings including detailed reference to relevant Union legislation and its implementation in the Member State for this disease

(max. 32000 chars) :

Decree-Law No 142/2006 of 27 July 2006 and its amendments, regulates the National Animal Information and Registration System (Sistema Nacional de Informação e Registo Animal - SNIRA) and lays down measures for the identification, registration and movement of bovine animals, with specific regard to the accompanying documentation required. SNIRA for bovine consists of three essential elements, namely:

- Ear tags for individual identification of animals;
- Individual passport;
- National Data Base (SNIRA) with holding registration and animal movement updated at each holding.

All bovine holdings are identified with an official holding code (MOE) and are recorded in SNIRA database. This thus contains all cattle holders, respective farms and animals.

All the bovine animals are identified with a unique No of identification affixed to the animal in two ear tags, one in each ear. Ear tags are attributed to holdings with official authorization and the responsibility of identification is the respective holder that must communicate to SNIRA the birth of any animal within 7 days from the date of identification.

Identification is mandatory up to 20 days old. Following the identification and birth registration the competent authority issues through the database SNIRA individual identification (bovine individual passport) within 14 days.

The bovine individual passport (PB) always follows the animal in all movements, including if destined for slaughter, and the holder is responsible for having all PB of cattle of their holdings.

The PB contains the items of the identity of cattle, records of current holding, the holdings where the cattle went by and the health status of the herd.

It is the responsibility of the owner to keep a register (RED) existences and movements of bovine, with the identification and the number of animals on the holding, registration of inputs and outputs and respective animal identification.

Standard requirements for the submission of programme for eradication, control and monitoring

4.3 Description and demarcation of the geographical and administrative areas in which the programme is to be implemented

Describe the name and denomination, the administrative boundaries, and the surface of the administrative and geographical areas in which the programme is to be applied. Illustrate with maps.

(max. 32000 chars):

The eradication programme will be implemented on the entire territory of mainland Portugal with the exception of the Algarve, which obtained officially tuberculosis-free status in 2012.

The area covered by the Directorate for Regional Food and Veterinary Services of the Algarve (DSAVRALG), corresponding to the geographical area of the district of Faro is therefore excluded.

The regions covered by the programme are identified in the attached map (Annex 2) as:

- Directorate for Food and Veterinary Services of the Region of Norte (DSAVRN),
- Directorate for Food and Veterinary Services of the Region of Centro (DSAVRC),
- Directorate for Food and Veterinary Services of the Region of Lisboa e Vale do Tejo (DSAVRLVT),
- Directorate for Food and Veterinary Services of the Region of Alentejo (DSAVRALT).

The plan will be implemented on all the islands of the Azores archipelago - Santa Maria, S. Miguel, Terceira, Graciosa, S. Jorge, Pico, Faial, Flores and Corvo.

4.4 Description of the measures of the programme

A comprehensive description needs to be provided of all measures and detailed reference must be made to Union legislation. The national legislation in which the measures are laid down is mentioned.

4.4.1 Notification of the disease

(max. 32000 chars):

Bovine TB is a notifiable disease since 1953 under the Decree-Law No 39 209 of 14 May 1953.

All desensitising treatment, immunoprophylactic and therapeutic treatment is expressly prohibited.

This obligation was reinforced by Decree Law No 272/2000 of 8 November 2000.

The notification procedure is initiated whenever:

- suspect lesions are detected in routine examination in the slaughterhouse, whereupon the corresponding entry is made on the DGAV's health inspection database (SIPACE), which notifies the DSAVRs on a specific form.
- positive results in diagnosis on live animals, whereupon the responsible veterinarian (OPP) sends a report to the veterinary services (DSAVRs).

On receiving this report, the veterinary services take the eradication measures described at points 2 and 3 and update the health status recorded in PISA.Net, which in turn automatically updates the SNIRA database.

Standard requirements for the submission of programme for eradication, control and monitoring

4.4.4 *Qualifications of animals and herds including detailed reference to relevant Union legislation and its implementation in the Member State for this disease*

(max. 32000 chars) :

All the holdings covered by the programme have a health status in accordance with Directive 64/432/EEC of 26 June and Decree-Law No 272/2000 of 8 November 2000; Directive 2008/73/CE and Decree-Law No 79/2011 of 20 June.

The dynamic assignment, maintenance and change of health status defined in the program is the following:

- T3 officially tuberculosis free herds are those that fulfil the program and in which the bovines over 12 months of age introduced undergo with negative result to a IDTC in the previous 30 days (pre-movement test), according with the rules of the manual produced by DGAV for this purpose.

- The officially free health status (T3) is suspended (T3S) in the following situations:

a) If any IDTC test reveal positive animal(s).

b) As a result of the detection of suspicious lesions on routine examination at slaughterhouse.

c) If the Epidemiological Inquire (EI) reveals the possibility of infection.

d) When conditions to be considered officially free are not fulfilled.

e) For any other reason considered relevant to the strategy against tuberculosis by the veterinary services.

- The officially free health status (T3) is withdrawn when the presence of *Mycobacterium bovis* is confirmed by isolation of the agent in bacteriological examination or when any characteristic lesion of tuberculosis, or compatible with the disease, is observed in histopathology. In those cases the herd is classified as not free infected (T 2.1).

- The suspension is removed if all the animals in the herd over 6 weeks of age test negative after suspension. If the status was suspended following detection of positive animals, the test is carried out 42 days after slaughter and the suspension is removed if the results of the histopathological and bacteriological examination are negative.

- Herds are considered not disease-free, infected (T 2.1) when the presence of *Mycobacterium bovis* is confirmed by isolation of the agent in a bacteriological examination or by observation of lesions characteristic of or compatible with tuberculosis in a histopathological examination.

- Infected herds (T2.1) herds are considered not disease-free, undergoing health measures (T2) if they tested negative in three successive IDTC tests on all bovines of more than 6 weeks of age, one of the tests is carried out 42 days after the slaughter of the last animal reacting positive and two further at an interval of 60 days.

- Herds classified as not disease-free, undergoing health measures (T2) reacquire officially disease-free status (T3) if they test negative in an IDTC on all bovines of over 6 weeks of age within 6 months of being assigned the status of being under health measures (T2).

Please see Annex 3.

4.4.5 *Rules of the movement of animals including detailed reference to relevant Union legislation and its implementation in the Member State for this disease*

(max. 32000 chars) :

Depending on the health status of the herd, the animal movement options are the following:

- Animals originating from officially free holdings (T3) may circulate from their holding to another with the same health status if the determinations relating to the pre-movement tests are carried out, they are accompanied by a declaration of movement issued by the owner and the movements are reported, as is

Standard requirements for the submission of programme for eradication, control and monitoring

mandatory, to the SNIRA database system.

- Animals from suspended officially tuberculosis-free holdings (T3S), which are not disease-free and subject to health measures (T2) and from infected not disease-free holdings (T2.1) in quarantine may be moved only as follows:

. movement to immediate slaughter under official control if accompanied by a permit for movement for immediate slaughter issued by DSAVR of origin.

. to a fattening holding, duly authorised by the DSAVR of the destination area for reception of the animals if such movement is undertaken on the following conditions:

- formal authorisation from the DSAVR of origin;

- prior IDCT testing with a negative result on the animals to be moved, which is thus designated as a Risk Assessment Test (TAR) and is recorded in the passports of the bovines to be moved and on PISA.Net. Currently, when cattle are transferred from one holding to another, or when they are sent for slaughter they must be accompanied of the respective bovine passport and a movement document (Declaration of Movements) issued by the holding of origin.

This should be notified to the database SNIRA within four days through one of the data collection points kept either by the official veterinary services or by agricultural confederations. This obligation extends to the holding of destination.

When there are health restrictions on animal movements, they must also be accompanied by a “guia de trânsito”, an official movement document, which means that the movement was authorized by the official veterinary services. Infringements to animal movement rules are detected during visits to the farms or through reports of SNIRA database. The infractions are process of administrative offense.

4.4.6 Tests used and sampling and testing schemes including detailed reference to relevant Union legislation and its implementation in the Member State for this disease (including herd frequency, animal coverage in each herd, interpretation of the test,...)

(max. 32000 chars):

a) Tests carried out and interpretation of results

The procedures for carrying out IDTC testing are those laid down in the consolidated version of Directive 64/432/EEC of 26 June 1964.

IDTC is considered positive when the difference between avian and bovine tuberculin is more than 4 mm. Animals in which the IDTC has yielded doubtful results (difference of more 1 mm and less than 4 mm) must undergo another tuberculin test within 42 days. Animals not testing negative in the second test are considered positive in IDTC.

The OPP records IDTC results and the presence or absence of clinical signs on PISA.Net and, in light of this information, the DSAVR validates the results for the disease (negative or positive) for each animal and validates or suspends the health status, as applicable, as already explained.

Gamma-interferon is occasionally used as a complementary diagnostic test for accelerating the removal of infection in the herds.

b) General testing scheme:

In T2 and T2.1 herds all bovines over 6 weeks of age are subject to IDTC.

In T3S herds all bovines over 6 weeks of age are subject to IDCT.

In T3 herds the age of animals subject to IDTC is as described at point d)

Standard requirements for the submission of programme for eradication, control and monitoring

c) Purposes of the application of IDTC:

1- Officially tuberculosis-free herds (T3):

- as a routine test for maintenance of health status, the animals to be tested being determined by the rules described in the programme;
- as a pre-movement test (TPRM), whereupon all animals over 12 months of age are tested.

2- Suspended officially tuberculosis-free herds (T3S):

- following slaughter of a positive animal;
- following a suspect tuberculosis lesion in routine examination in a slaughterhouse;
- as a risk assessment test (TAR) as described at point 4.4.5;

3- Non-disease free herds (T2 and T2.1)

- following slaughter of a positive animal;
- as a test to recover higher status;
- as a risk assessment test (TAR) as described at point 4.4.5;

c) Regional differences for the application of the surveillance scheme:

For maintenance of the T3 status, prevalence indicators at regional level over the two most recent biennial supervisory periods are evaluated. However at a county level and as a result of epidemiological analysis of risk we can be more restricted. Hence, the age of the animals to be tested and the frequency of tests is decided as follows (see Annex 7 and map in Annex 1 for the Continent):

i) Food and Veterinary Services Directorate (DSAVR) of Alentejo:

i.a. Testing of all animals over 6 weeks of age (infected herds in the two last years exceed 1%): in the counties of Avis, Castelo de Vide, Crato, Marvão, Nisa, Portalegre, Barrancos, Moura and Serpa.

i.b. Testing of all females over 6 weeks age leaving only the males for fattening excluded from IDT test (infected herds in the two last years are between 0.2 and 1%): in the other counties of DSAVR the Alentejo not mentioned in i.a.

ii) DSAVR Norte, DSAVR Centro and DSAVR LVT:

ii.a. Testing of all animals over 6 weeks of age (infected herds in the two last years exceed 1%): in the following counties:

DSAVR Norte - Vila Real and Ribeira de Pena;

DSAVR Centro - Castelo Branco, Idanha-a-Nova.

ii.b. Testing of all females over 6 weeks age leaving only the males for fattening excluded from IDT test (infected herds in the two last years are between 0.2 and 1%): in the following counties:

DSAVR Norte - Cabeceira de Basto, Mondim de Basto and Montalegre;

DSAVR Centro – Sabugal;

DSAVR LVT - Coruche.

ii.c. Testing of all cattle over 24 months of age (animals between 6 weeks and 24 months will be covered by epidemiological surveillance) (infected herds in the two last years are below 0.2%): in the other councils of DSAVR Norte, Centro and LVT not mentioned in ii.a. and ii.b.

For a specific region, DSAVR can always decide to increase the frequency of routine test, if the disease incidence has increased.

iii) Autonomous region of Azores

iii.a. Testing of 25% of the animals over 24 months of age (animals between 6 weeks and 24 months of age will be subject to epidemiological surveillance): in the islands of Santa Maria, Graciosa, Pico, Faial, Flores and Corvo.

iii.b. Testing of 33.3% of the animals over 24 months of age (animals between 6 weeks and 24 months of age will be subject to epidemiological surveillance): in the island of S. Miguel, Terceira and S. Jorge

Standard requirements for the submission of programme for eradication, control and monitoring

4.4.7 Vaccines used and vaccination schemes including detailed reference to relevant Union legislation and its implementation in the Member State for this disease

(max. 32000 chars) :

All desensitising treatment, immunoprophylactic and therapeutic treatment of bovine tuberculosis is expressly prohibited.

4.4.8 Information and assessment on bio-security measures management and infrastructure in place in the holdings involved.

(max. 32000 chars) :

In the course of quarantine notice and epidemiological investigation of positive cases the holders receive explanations of a series of matters concerning biosafety measures and husbandry. Attention is drawn to the existence of conditions for protecting the animals from direct contact with animals from other holdings and from wild species, and to the risk of sharing equipment.

The quarantine notice also draws attention to the cleaning and disinfection of sheds and annexes, loading areas and places, materials or substances derived from the animals or that may have been in contact with them, and the containers, utensils and other objects used by the animals.

There are also on-line codes of best practices on livestock holdings describing biosafety standards, produced by producer associations in conjunction with the DGAV.

4.4.9 Measures in case of a positive result including detailed reference to relevant Union legislation and its implementation in the Member State for this disease

A description is provided of the measures as regards positive animals and detailed reference to the Union legislation provisions (slaughter, destination of carcasses, use or treatment of animal products, the destruction of all products which could transmit the disease or the treatment of such products to avoid any possible contamination, a procedure for the disinfection of infected holdings, the therapeutic or preventive treatment chosen, a procedure for the restocking with healthy animals of holdings which have been depopulated by slaughter and the creation of a surveillance zone around infected holding). A definition of a suspicion and of a confirmation should be provided, with detailed measures implemented in both situation and how the herd is requalified as free after a positive result.

(max. 32000 chars) :

When animals on an officially tuberculosis-free holding test positive, DSAVR are informed and trigger a set of actions including the suspension of holdings' health classification, the issuing of a quarantine order, the preparation for the slaughter of positive animal(s) (within 15 days) and the conduction of an epidemiological survey.

After animals from an infected holding have been unloaded from the transport truck at the abattoir, the means of transport are cleaned, disinfected and disinfested with officially approved disinfectants in line with the codes of good practice defined.

The destination of the carcass is determined by the veterinarian inspector of the slaughterhouse depending on the lesions observed.

Standard requirements for the submission of programme for eradication, control and monitoring

On imposition of quarantine, the holder is instructed to clean and disinfect sheds and annexes, loading areas and places, materials or substances derived from the animals or that have been in contact with them, and the containers, utensils and other objects used by the animals.

In the event of slaughter of the entire herd and the corresponding depopulation holders are obliged to undertake the disinfection of the holding (initial and final) and the equipment, first removing all organic material and then washing the premises in which animals were housed. These procedures are supervised by the OPPs and validated by the DSAVRs and the holder signs a commitment to comply with them as a condition for repopulation. The expenditure relating to total slaughter includes: slaughter, average value per km from the holding to the slaughterhouse(s), the cost of the disposal of carcasses and the cleaning and disinfection of vehicles.

The milk from positive animals can not be use for human consumption, but the milk of animals from not disease free herds, that had negative tuberculin reactions, may be used for human consumption only after pasteurisation and, by law, all cow's milk and derivatives thereof available for consumption must be ultra-pasteurised.

In addition to these measures, where deemed necessary in the light of risk assessment, epidemiological related holdings are investigated and recommendations made on the maintenance and stepping up of biosafety measures and, if necessary, IDTC testing.

4.4.10 Compensation scheme for owners of slaughtered and killed animals

(max. 32000 chars) :

The respective compensation is paid to the breeder pursuant to Order No 205/2000 of 5 April and Joint Order No 530/2000 of 16 May 2000.

The compensation payable is calculated as the sum of several indices according to how applicable these are to each case - see Annex 4.

In cases of slaughter of an entire herd the compensation paid related not only to positive animals but to all exposed and cohabiting animals, too.

In Azores the compensation for the slaughter of animals is awarded in accordance with the provisions of regional legislation of the Regional Secretariat of Agriculture and Environment of the Regional Government, published annually.

The co-financing will be established annually also in a Grant Decision.

4.4.11 Control on the implementation of the programme and reporting including detailed reference to relevant Union legislation and its implementation in the Member State for this disease

(max. 32000 chars) :

The different authorities involved in the programme have well defined profiles in PISA.Net and their entries on the database make for systematic assessment and monitoring of the measures taken by the

Standard requirements for the submission of programme for eradication, control and monitoring

DSAVRs.

The definition of the information circuits and respective destinations also monitors and standardises the quality of the information produced.

In monitoring the implementation of the rules of the programme the DGAVs develop supervisory and control measures at various levels and diagnosis in live animals and the withdrawal of positive animals (slaughter on health grounds) have been defined as decisive risk factors for the status of herds and reduction of levels of infection.

The sample to be monitored is defined in light of the resources available and the risk assessment and the checks in question are carried out with pre-determined targets.

The supervisory measures aim to promote compliance with the deadlines for slaughter while identifying areas for improvement.

The control measures envisage IDTC testing and compliance with the deadlines for re-inspection in infected herds and identify different degrees of non-conformity and of positive findings.

The results of the checks carried out are reported to the responsible units and bodies and, if necessary, corrective measures are requested.

Checks are also carried out in movements of herds subject to restrictions on movement (quarantined).

Those checks are carried out in situ when and as decided by the DSAVRs or by the SNIRA database at a determined frequency.

Special control teams belonging to agriculture services also undertake checks on 3% of holdings for the purposes of check proper identification of animals in the SNIRA system, supporting documentary evidence of purchase or sale of animals and conformity of the records in stock books and databases.

Non-compliances are subject to penalties.

In Azores the direction of Veterinary Services prepares quarterly technical reports of activities, which contains data on the Program Health of the Region, informing the various islands.

Half-yearly meetings are held with all Agrarian Development Services Island and submission of the report to the National Veterinary Authority simultaneously with the semi-annual and annual technical report .

5. Benefits of the programme

A description is provided of the benefits of the programme on the economical and animal and public health points of view.

Describe

- progress expected compared to the situation of the disease in the previous years, in line with the objectives and expected results
- cost efficiency of the programme including management costs

(max. 32000 chars) :

Benefits and costs reduction of several natures arrive from the success of the programme.

Benefits include the reduction barriers to free trade and the elimination of an important zoonotic agent. The increase of areas of officially tuberculosis-free status encourages livestock production, permits

Standard requirements for the submission of programme for eradication, control and monitoring

conservation of genetic stock, provides grounds for fixing populations and draws on the pooling of efforts for the common good with socio-economic benefits at the level of the different regions and of the country.

The increase in the number of officially disease-free herds reduces the costs of successive visits to herds, the number of tests in animals, the analyses to be carried out on slaughtered animals, the rejections at slaughterhouses and losses arising from the restriction of movement on health grounds.

These benefits and cost reduction make the investment in a programme like this one extremely positive. The amounts forecast at point 8 were based on the prices in force in 2015, which may change in 2016.

Standard requirements for the submission of programme for eradication, control and monitoring

7. Targets

The blocks 7.1.1, 7.1.2.1, 7.1.2.2, 7.2, 7.3.1 and 7.3.2 are repeated multiple times in case of first year submission of multiple program.

7.1 Targets related to testing (one table for each year of implementation)

7.1.1 Targets on diagnostic tests for year : **2016**

Region	Type of the test	Target population	Type of sample	Objective	Number of planned tests	
DSAVRN	IDTC	Bovines	Skin test	Eradication	181 500	X
N	Histopatologia	Bovines	organs	confirmation of suspected cases	30	X
N	Bacteriologia	Bovines	organs	confirmation of suspected cases	40	X
DSAVRC	IDTC	Bovines	Skin test	Eradication	127 100	X
C	Histopatologia	Bovines	organs	confirmation of suspected cases	45	X
C	Bacteriologia	Bovines	organs	confirmation of suspected cases	50	X
C	Gama interferão	Bovines	serum	Complementary test	50	X

Standard requirements for the submission of programme for eradication, control and monitoring

DSAVRLVT	IDTC	Bovines	Skin test	Eradication	76 000	X
LVT	Histopatologia	Bovines	Organs	confirmation of suspected cases	20	X
LVT	Bacteriologia	Bovines	Organs	confirmation of suspected cases	10	X
DSAVRALT	IDTC	Bovines	Skin test	Eradication	642 100	X
ALT	Histopatologia	Bovines	Organs	confirmation of suspected cases	130	X
ALT	Bacteriologia	Bovines	Organs	confirmation of suspected cases	100	X
ALT	Gama interferão	Bovines	serum	Complementary test	50	X
AÇORES	IDTC	Bovines	Skin test	Eradication	70 000	X
AÇORES	Gama interferão	Bovines	serum	Complementary test	100	X
AÇORES	Bacteriologia	Bovines	Organs	confirmation of suspected cases	20	X
Total					1 097 345	
Add a new row						

7.1.2 Targets on testing herds and animals

7.1.2.1 Targets on testing herds

Standard requirements for the submission of programme for eradication, control and monitoring

7.1.2.1 *Targets on the testing of herds for year :* **2016**

Region	Animal species	Total number of herds	Total number of herds under the programme	Number of herds expected to be checked	Number of expected positive herds	Number of expected new positive herds	Number of herds expected to be depopulated	% positive herds expected to be depopulated	Target indicators			
									Expected % herd coverage	% positive herds Expected period herd prevalence	% new positive herds Expected herd incidence	
DSAVRN	Bovines	24 164	18 400	18 100	15	13	1	6,67	98,37	0,08	0,07	X
DSAVRC	Bovines	9 327	6 200	6 100	16	15	1	6,25	98,39	0,26	0,25	X
DSAVRLVT	Bovines	2 393	1 160	1 120	2	2	0	0	96,55	0,18	0,18	X
DSAVRALT	Bovines	5 439	4 620	4 500	39	32	1	2,56	97,4	0,87	0,71	X
AÇORES	Bovines	7 652	1 570	1 570	2	0	0	0	100	0,13	0	X
Total		48 975	31 950	31 390	74	62	3	4	98,25	0,24	0,2	
									Add a new row			

7.1.2.2 *Targets on testing animals*

7.1.2.2 *Targets on the testing of animals for year :*

Standard requirements for the submission of programme for eradication, control and monitoring

Region	Species	Total number of animals	Number of animals under the programme	Number of animals expected to be tested	Number of animals to be tested individually	Number of expected positive animals	Slaughtering		Target indicators		
							Number of animals with positive result expected to be slaughtered or culled	Total number of animals expected to be slaughtered	Expected % coverage at animal level	% positive animals (Expected animal prevalence)	
DSAVRN	Bovine	325 200	310 000	267 500	174 500	30	30	40	86,29	0,01	X
DSAVRC	Bovine	193 200	175 500	168 200	120 000	50	50	80	95,84	0,03	X
DSAVRLVT	Bovine	156 034	101 500	89 900	74 300	15	15	15	88,57	0,02	X
DSAVRALT	Bovine	694 400	667 300	618 600	612 500	400	400	450	92,7	0,06	X
AÇORES	Bovine	264 560	56 903	56 903	56 903	8	8	10	100	0,01	X
Total		1 633 394	1 311 203	1 201 103	1 038 203	503	503	595	91,6	0,04	
								Add a new row			

7.2 *Targets on qualification of herds and animals*

Targets on qualification of herds and animals

Standard requirements for the submission of programme for eradication, control and monitoring

7.2 *Targets on qualification of herds and animals for year :* **2016**

		Targets on the status of herds and animals under the programme																
		Total number of herds and animals under the programme		Expected unknown		Expected not free or not free from disease		Last check positive		Last check negative		Expected free or officially free from disease status suspended		Expected free from disease		Expected officially free from disease		
Region	Animal species	Herds	Animals	Herds	Animals	Herds	Animals	Herds	Animals	Herds	Animals	Herds	Animals	Herds	Animals	Herds	Animals	
DSAVRN	Bovines	18 400	310 000	0	0	2	35	20	650	20	750	0	0	18 358	308 565			X
DSAVRC	Bovines	6 200	175 500	0	0	1	400	5	700	15	900	0	0	6 179	173 500			X
DSAVRLVT	Bovines	1 160	101 500	0	0	0	0	1	120	30	100	0	0	1 129	101 280			X
DSAVRALT	Bovines	4 620	667 300	0	0	8	1 100	20	4 000	35	4 000	0	0	4 557	658 200			X
AÇORES	Bovines	1 570	56 903	0	0	0	0	0	0	2	100	0	0	1 568	56 803			X
Total		31 950	1 311 203	0	0	11	1 535	46	5 470	102	5 850	0	0	31 791	1 298 348			
												Add a new row						

7.3 *Targets on vaccination or treatment*

7.3.1 Targets on vaccination or treatment

Standard requirements for the submission of programme for eradication, control and monitoring

Total		0	0	
			Add a new row	

Standard requirements for the submission of programme for eradication, control and monitoring

7.3.1 *Targets on vaccination or treatment for year :* **2016**

Region	Animal species	Total number of herds in vaccination or treatment programme	Total number of animals in vaccination or treatment programme	Targets on vaccination or treatment programme						
				Number of herds in vaccination or treatment programme	Number of herds expected to be vaccinated or treated	Number of animals expected to be vaccinated or treated	Number of doses of vaccine or treatment expected to be administered	Number of adults expected to be vaccinated	Number of young animals expected to be vaccinated	
Portugal	Bovines	0	0	0	0	0	0	0	0	X
Total		0	0	0	0	0	0	0	0	
							Add a new row			

7.3.2 *Targets on vaccination or treatment of wildlife*

7.3.2 *Targets on vaccination or treatment of wildlife for year :* **2016**

Region	Square km	Targets on vaccination or treatment programme			
		Number of doses of vaccine or treatments expected to be administered in the campaign	Expected number of campaigns	Total number of doses of vaccine or treatment expected to be administered	
Portugal	0	0	0	0	X

Standard requirements for the submission of programme for eradication, control and monitoring

Attachments

IMPORTANT :

- 1) The more files you attach, the longer it takes to upload them .
- 2) This attachment files should have one of the format listed here : jpg, jpeg, tiff, tif, xls, xlsx, doc, docx, ppt, pptx, bmp, pna, pdf.
- 3) The total file size of the attached files should not exceed 2 500Kb (+- 2.5 Mb). You will receive a message while attaching when you try to load too much.
- 4) IT CAN TAKE **SEVERAL MINUTES TO UPLOAD** ALL THE ATTACHED FILES. Don't interrupt the uploading by closing the pdf and wait until you have received a Submission Number!
- 5) Only use letters from a-z and numbers from 1-10 in the attachment names, otherwise the submission of the data will not work.

List of all attachments

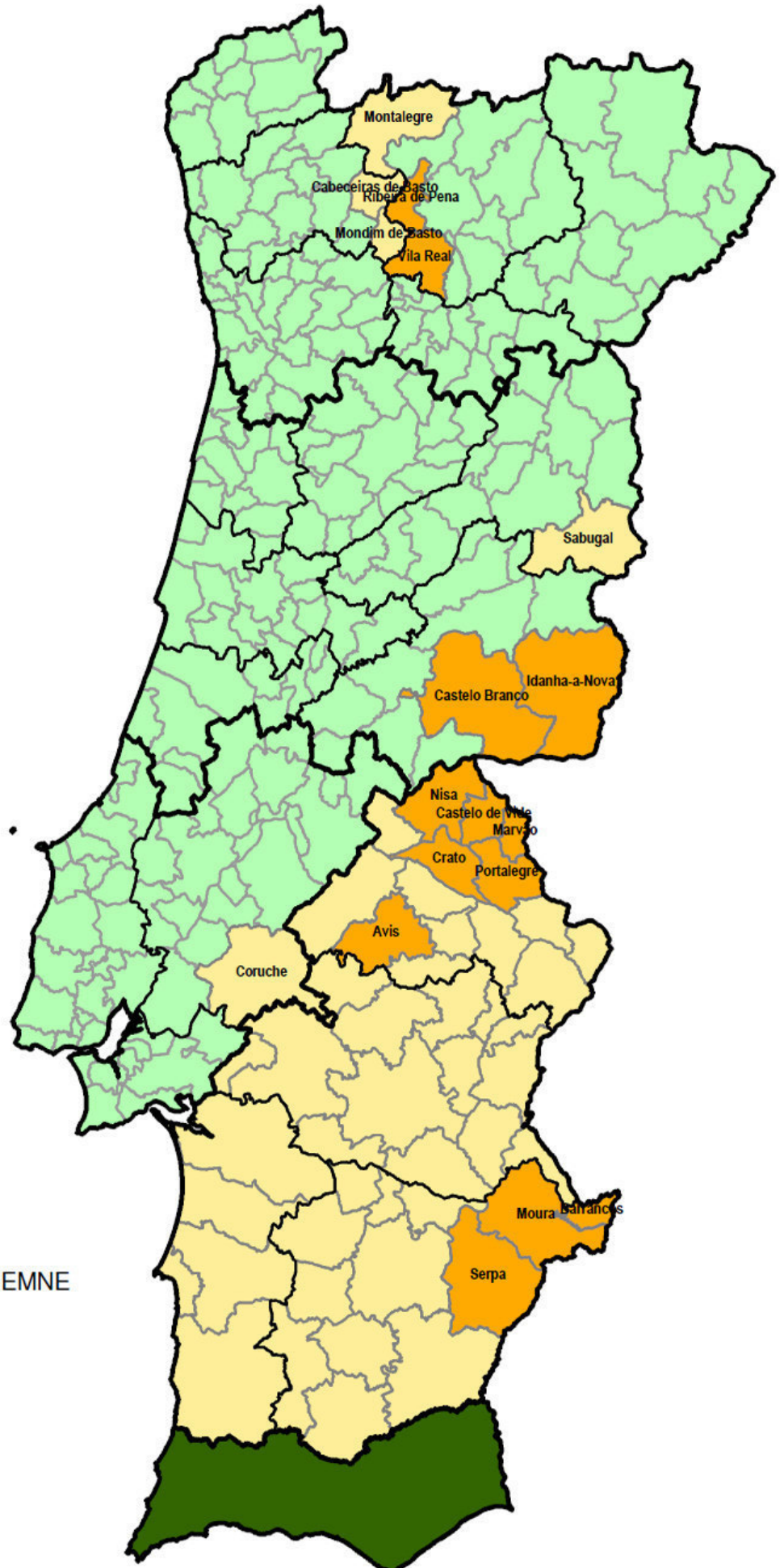
	Attachment name	File will be saved as (only a-z and 0-9 and -_):	File size
	Anexo 1 Mapa IDT 2015_.png	Anexo1MapaIDT2015_.png	328 kb
	Anexo 2 Mapa UO DGAV 2015.png	Anexo2MapaUODGAV2015.png	220 kb
	Anexo 7 TB_ Isen__o de testagens_rev201510.docx	Anexo7TB_Isen__o detestagens_rev201510.doc	19 kb
	Gráfico 2 - TB Explorações testadas versus efetivos infetados.docx	Grfico2-TBExploraestestadasversusefetivosinfetados.doc	58 kb
	Anexo 5 ESTRATÉGIA DE APLICAÇÃO DA PROVA DO GAMA ingles.docx	Anexo5ESTRATGIADEAPLICAODAPROVADOGAMAingles.doc	18 kb
	Anexo 6 B.docx	Anexo6B.doc	32 kb
	Anexo 8.docx	Anexo8.doc	34 kb

Standard requirements for the submission of programme for eradication, control and monitoring




	Anexo 3 PT_fluxograma estatutos_TB2014 .pdf	Anexo3PT_fluxogramaestatutos_TB2014.pdf	419 kb
	Anexo 4 4_4_10_compensation_Tb 2014.docx	Anexo44_4_10_compensation_Tb2014.doc	27 kb
	Tabela 1 - TB População existente e no programa.docx	Tabela1-TBPopulaosexistenteenoprograma.doc	27 kb
	Gráfico 1 - TB Animais testados versus positivos.docx	Grfico1-TBAnimaistestadosversuspositivos.doc	60 kb
		Total size of attachments :	1242 kb

LIST OF ATTACHMENTS
TO BOVINE TUBERCULOSIS ERADICATION
PROGRAMME 2016

- ✓ Annex 1 - Map IDT 2015
- ✓ Annex 2 - Map UO DGAV 2015
- ✓ Annex 7 - TB_ testing policy (rev out)
- ✓ Graph 2 – TB Azores - Herd tested versus infected herds
- ✓ Annex 5 - Strategy for the use of gamma-interferon
- ✓ Annex 6 B
- ✓ Annex 8 – Herd prevalence and animal prevalence
- ✓ Annex 3 - PT - Flowchart of sanitary classification
- ✓ Annex - 4 4_4_10_TB compensation
- ✓ Table 1 - TB Azores – Existing population and population under the programme
- ✓ Graph 1 – TB Azores - Animals tested versus positive animals



-  Limite DSAVR
-  Limite DAV
-  REGIÃO OFICIALMENTE INDEMNÉ

- Idade mínima para IDT em explorações T3**
-  6 semanas
 -  fêmeas > 6 semanas
 -  24 meses

DIREÇÃO GERAL DE ALIMENTAÇÃO E VETERINÁRIA

Anexo 2



- DSAVR NORTE**
- DAV Bragança
- DAV Chaves-Mirandela
- DAV Viana do Castelo
- DAV Braga
- DAV Vila Real - Douro Sul
- DAV Porto

DSAVR CENTRO

- DAV Guarda
- DAV Viseu
- DAV Aveiro
- DAV Coimbra
- DAV Castelo Branco
- DAV Leiria

DSAVR LISBOA E VALE DO TEJO

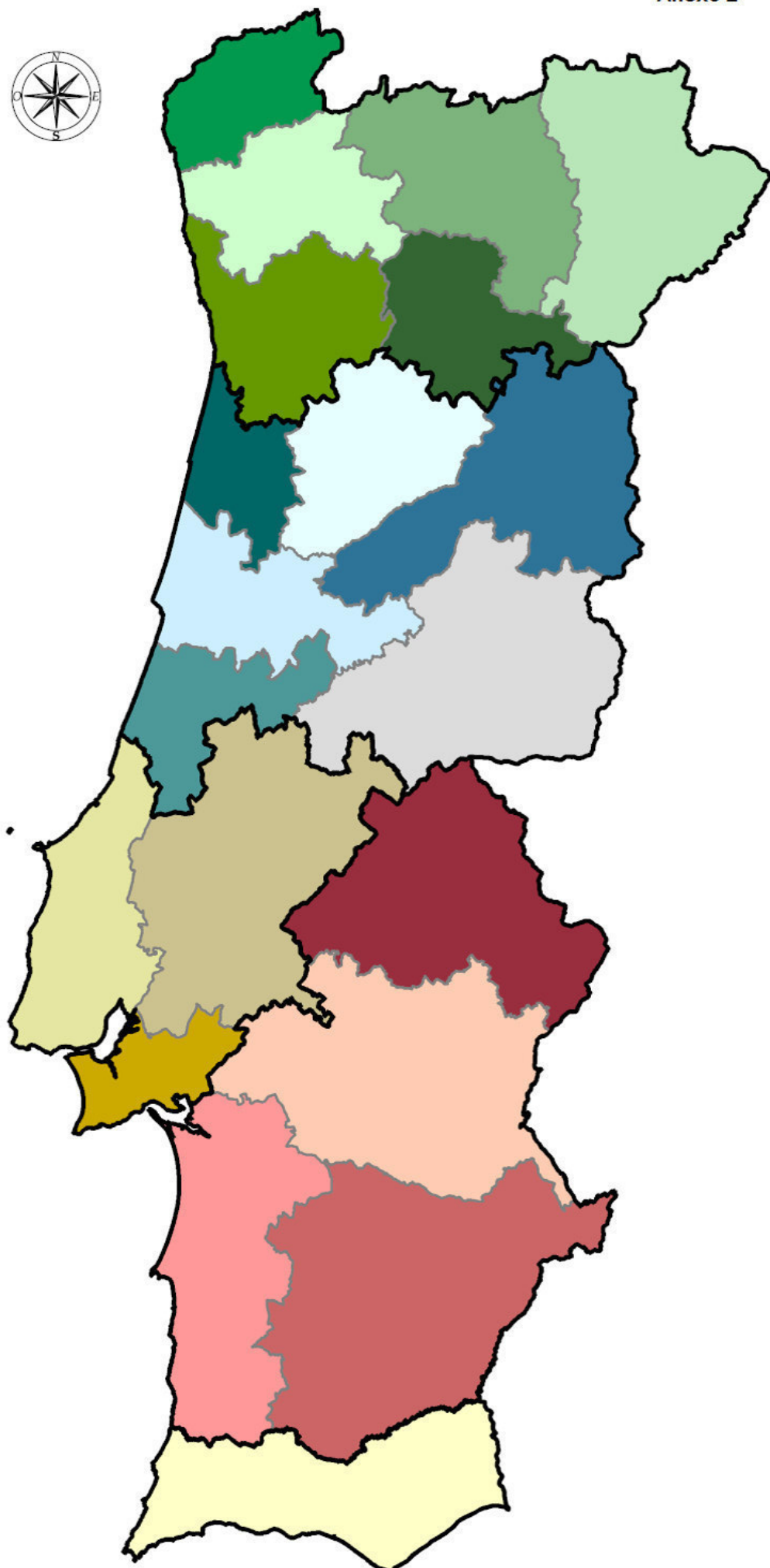
- DAV Ribatejo
- DAV Oeste
- DAV Setúbal

DSAVR ALENTEJO

- DAV Alto Alentejo
- DAV Alentejo Central
- DAV Baixo Alentejo
- DAV Alentejo Litoral

DSAVR ALGARVE

- (DSAVR Alg)



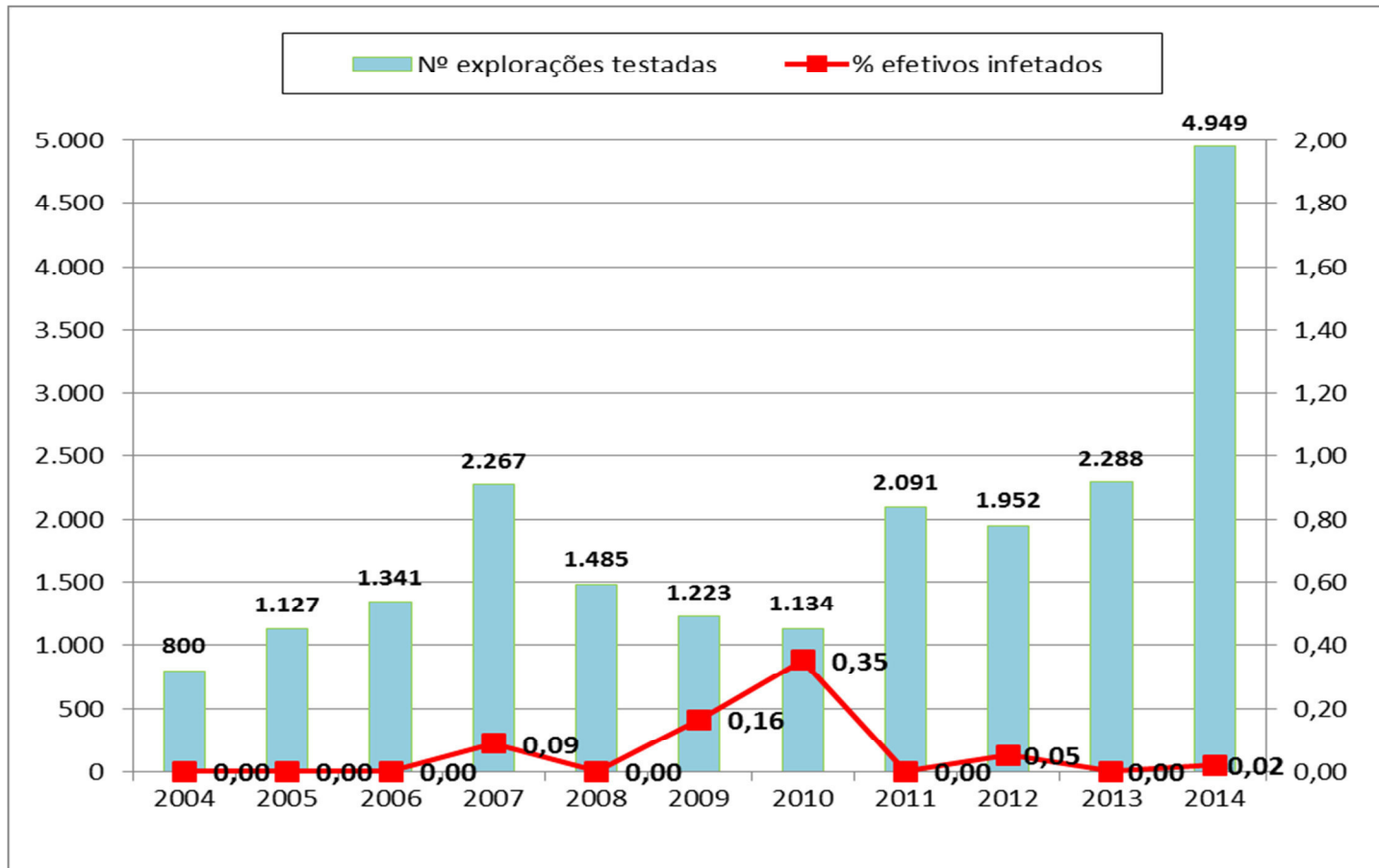
Bovine Tuberculosis Eradication Programme
Strategy 2016

As mentioned in point 3, the system is based on testing all bovines over the age of 6 weeks, however, in officially tuberculosis free herds, according to risk assessment in each region made from epidemiological indicators (% of infected farms), recorded in the two most recent biennial supervisory periods, testing policy is the following:

% of infected herds at each of the last two years	Animals tested
< 0,2%	All bovine, males and females older than 24 months of age
> 0,2% e ≤ 1%	All females and all reproductive males older than 6 weeks of age
> 1%	All bovine, males and females older than 6 weeks of age

GRÁFICO 2 – Nº DE EXPLORAÇÕES TESTADAS VERSUS % DE EFETIVOS INFETADOS À TUBERCULOSE BOVINA

REGIÃO AUTÓNOMA DOS AÇORES



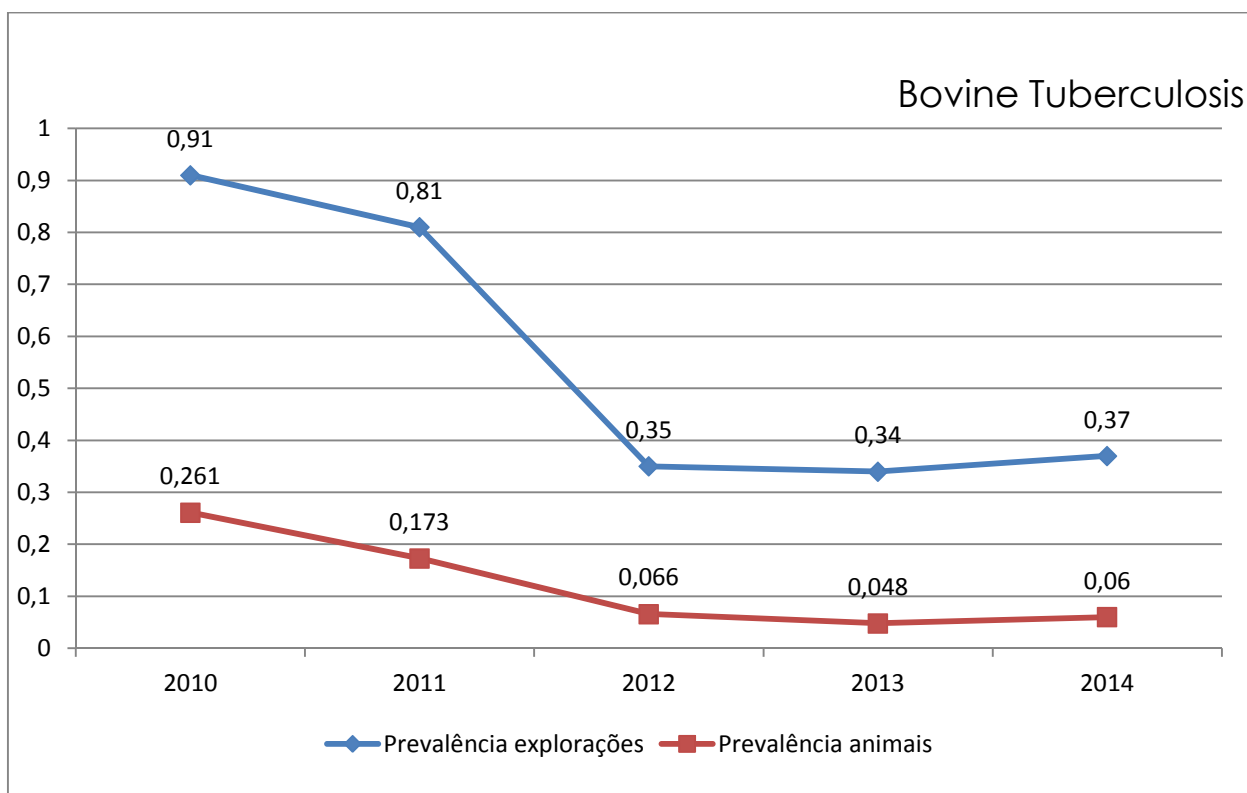
STRATEGY FOR THE USE OF GAMMA-INTERFERON

As described in point 3, the gamma-interferon is a complementary diagnostic test apply in the following situations:

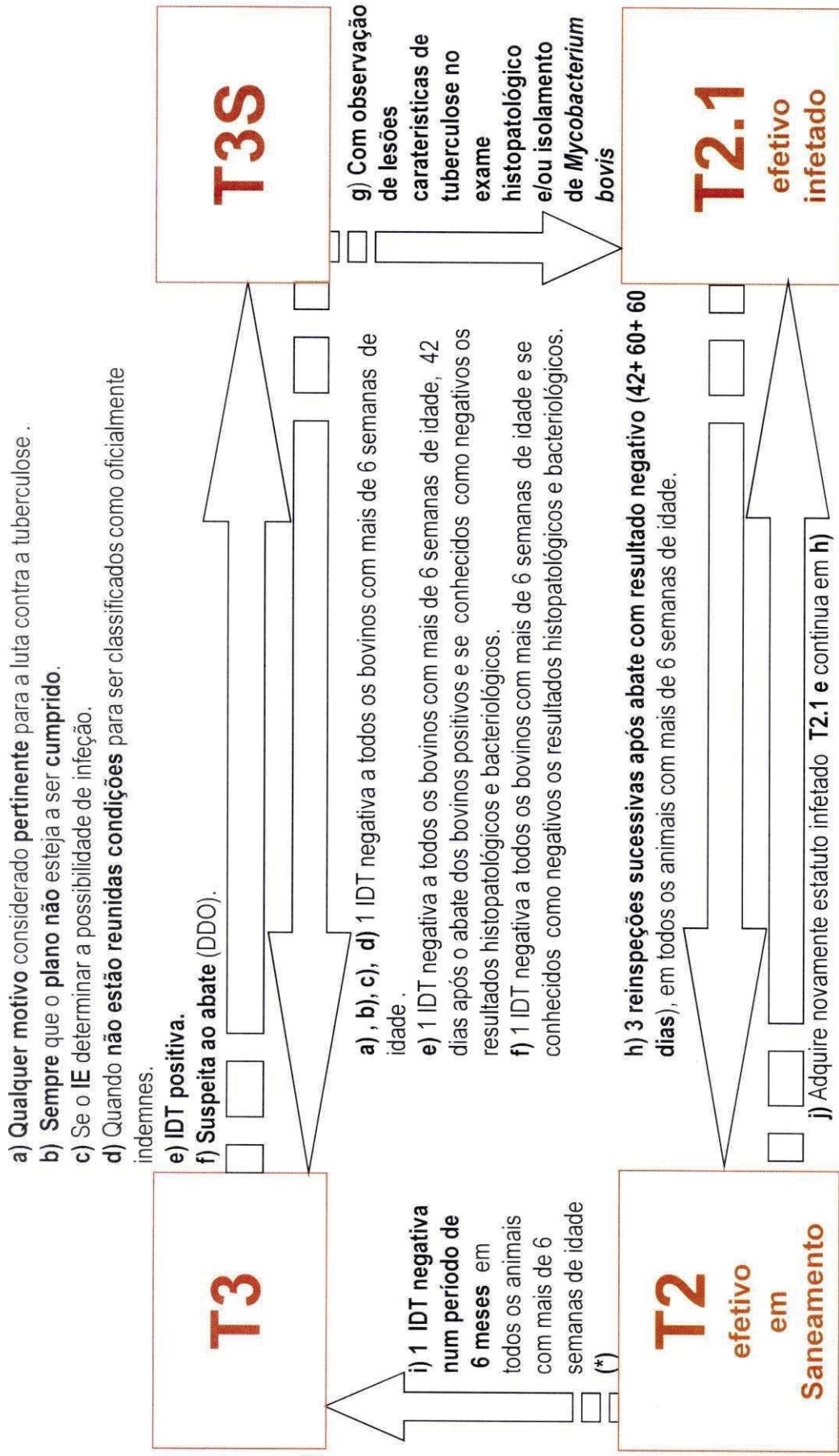
DECISION TO USE GAMMA-INTERFERON	HERD HEALTH STATUS
As an alternative to total slaughter on herds with chronic positivity in the IDTC (*)	Infected herds
Faced with high% positive results in the test of IDTC (*) on a single herd test.	Officially free herds and not officially free herds.
Faced with doubtful results in the race IDTC (*)	Officially free herds
(*) <i>Comparade intradermotuberculinisation test</i>	

<p>Decrease of the number of new infected herds</p>	←	Age decrease of bovines to be tested from TB officially-free herds located at risk areas		<p>Improvement of better qualification of herds</p>
	←	Training actions in updating the ability of diagnostic in the field in order to improve an effective and timely detection of disease	→	
	←	The use of pre-movement tests in order to ensure maintainance of health status of the herd of destination		
		Compliance with the reinspections in herds infected	→	
		Decision taken for slaughter when an animal is positive reactor to a bovine single intradermal tuberculin test as an alternative of gamma-interferon test	→	
	←	Monitoring and surveillance of game species (such as deer and wild boars) with implementation of proper measures in order to decrease environmental contamination	→	
	←	Surveillance at slaughterhouse that enables to react at the same time in different farms, when lesions are detected		

Anexo 8



TUBERCULOSE BOVINA – FLUXOGRAMA DE ESTATUTOS SANITÁRIOS



(* Se obtidos resultados positivos na IDT realizada em **i**) procede-se ao abate dos bovinos positivos **com** recolha de amostras e efetua-se nova IDT aos 42 dias; Após esta IDT:

- prosseque em i) se conhecidos como negativos os resultados histopatológicos e bacteriológicos.
- se observadas lesões características de tuberculose no exame histopatológico e/ou isolamento de *Mycobacterium bovis* prosseque em j)

Ponto 4.4.10

Quadro referente às medidas e termos da legislação relativamente à compensação dos animais abatidos

Indemnização por abate sanitário de bovinos

- a) Valor base (carne) – peso da carcaça, deduzido de 2% de enxugo multiplicado pelo valor da indemnização (1,96€/Kg).
- b) Aptidão da exploração (valor em €):

Categoria / aptidão	Leite	Carne / misto		
		Autóctone	Exótico	Cruzada
Vaca < 6 anos	698,32	748,20	548,68	299,28
Vaca >6 < 8 anos	349,16	498,80	374,10	224,46
Vaca >8 < 10 anos	-	498,80	274,34	149,64
Bovino de trabalho até 6 anos (**)	-	748,20	-	-
Novilho > 20 meses	149,64	174,52	149,64	149,64
Novilho 12 a 20 meses	174,52	199,52	174,52	174,52
Novilha > 12 < 18 meses	349,16	374,10	299,28	224,46
Novilha gestante (*)	423,98	448,92	374,10	299,28
Novilho 8 a 12 meses	199,52	224,46	199,52	199,52
Novilha 8 a 12 meses	249,40	274,34	224,46	224,46
Vitelo (a) 3 a 8 meses	124,70	149,64	124,70	124,70
Vitelo(a) até 3 meses	99,76	124,70	99,76	99,76

(*) Certificado pelo médico veterinário inspetor sanitário

(**) Certificado a emitir pela DSVR, onde ateste que a única utilização é a produção de trabalho.

- c) Valor zootécnico – os animais inscritos em livro genealógico ou registo zootécnico recebem ainda uma majoração de 15% sobre o montante a que se refere a alínea b), mediante apresentação de documentação comprovativa emitida pela entidade reconhecida.

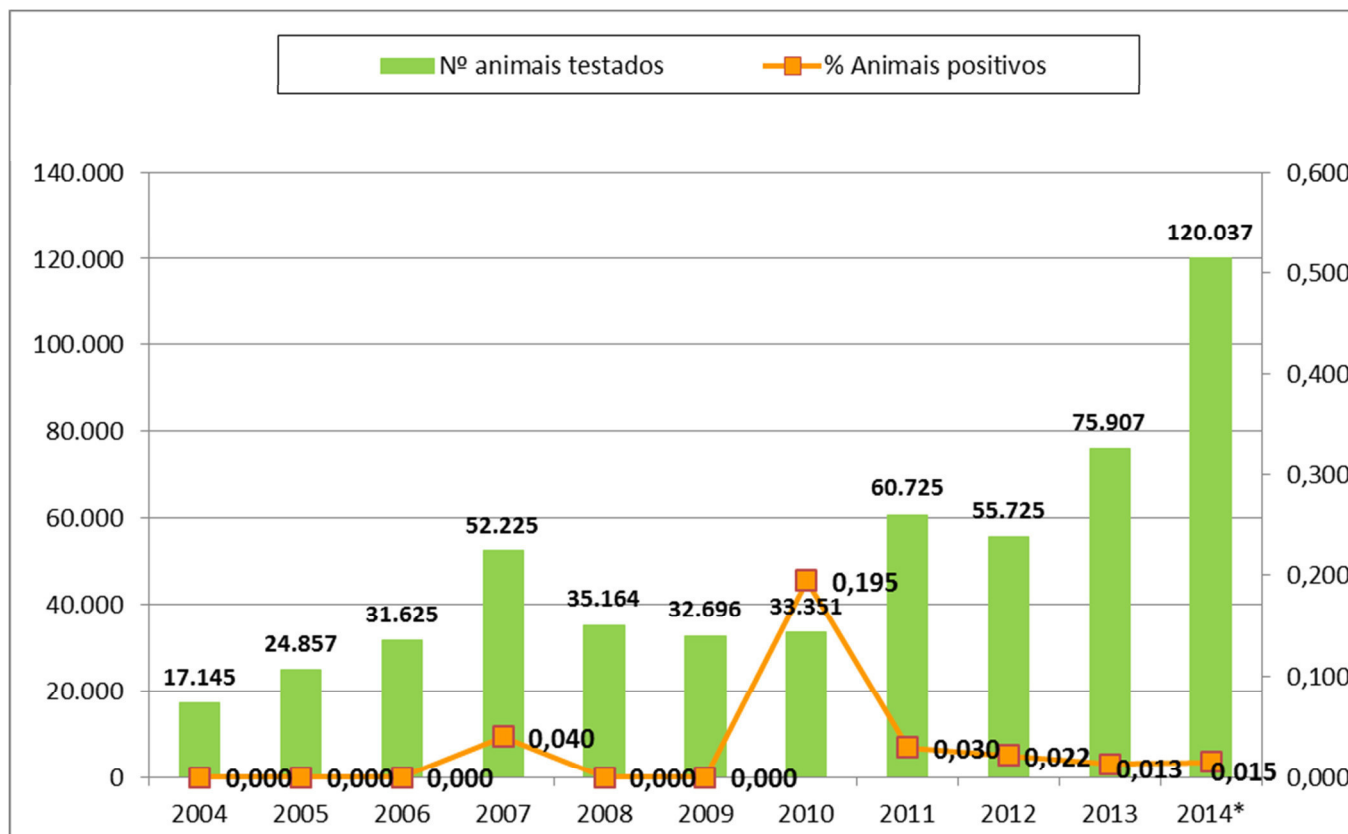
TABELA 1 – POPULAÇÃO EXISTENTE E POPULAÇÃO NO PROGRAMA DE ERRADICAÇÃO DA TUBERCULOSE BOVINA

REGIÃO AUTÓNOMA DOS AÇORES

ILHAS	ANO DE 2016			
	Nº Total de Unidades Epidemiológicas	Nº de Unidades Epidemiológicas no Programa	Nº Total de Animais	Nº de Animais no Programa
St.ª Maria	266	64	6.302	881
S. Miguel	2.796	321	119.313	32.974
Terceira	1.797	416	64.215	10.552
Graciosa	305	71	7.716	1.068
S. Jorge	748	231	19.992	4.020
Pico	723	175	24.678	3.830
Faial	667	210	15.919	2.562
Flores e Corvo	350	83	6.425	1.016
TOTAL	7.652	1.570	264.560	56.903

GRÁFICO 1 – Nº ANIMAIS TESTADOS VERSUS % DE ANIMAIS POSITIVOS

REGIÃO AUTÓNOMA DOS AÇORES



*Em 2014, dos 21 animais positivos, 8 foram positivos à IDC e 13 ao Gama-Interferão