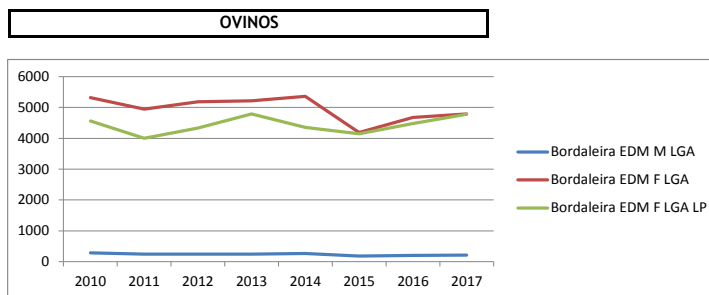
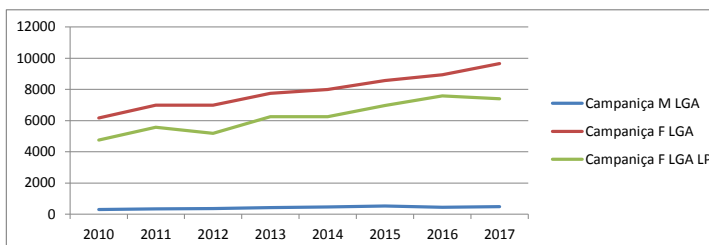


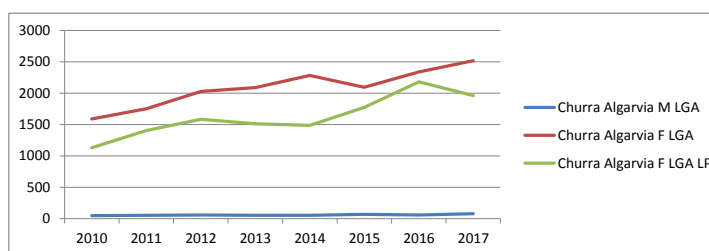
	Bordaleira EDM		
	M LGA	F LGA	F LGA LP
2010	285	5319	4565
2011	249	4951	3999
2012	249	5185	4338
2013	247	5220	4788
2014	265	5367	4355
2015	185	4192	4151
2016	203	4674	4484
2017	219	4795	4781



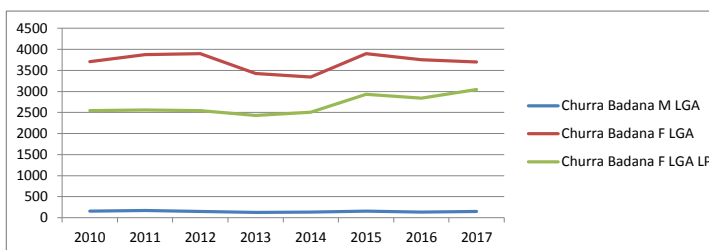
	Campaniça		
	M LGA	F LGA	F LGA LP
2010	295	6157	4749
2011	346	6983	5580
2012	360	6982	5172
2013	432	7748	6255
2014	472	7983	6239
2015	520	8564	6976
2016	448	8935	7576
2017	490	9646	7391



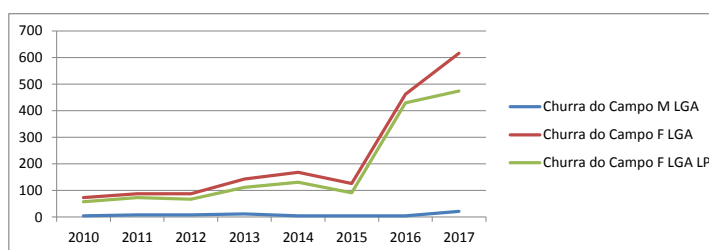
	Churra Algarvia		
	M LGA	F LGA	F LGA LP
2010	47	1586	1130
2011	52	1751	1403
2012	57	2027	1583
2013	51	2089	1510
2014	53	2282	1487
2015	66	2091	1774
2016	58	2336	2179
2017	77	2516	1960



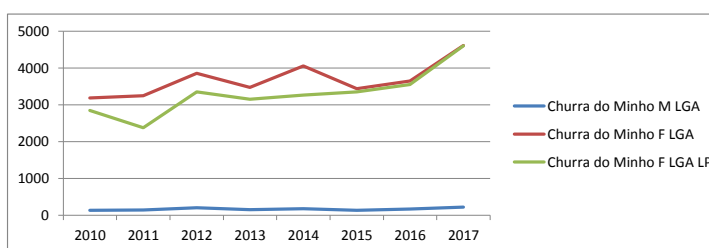
	Churra Badana		
	M LGA	F LGA	F LGA LP
2010	154	3707	2547
2011	169	3878	2556
2012	152	3895	2543
2013	126	3423	2427
2014	134	3343	2507
2015	160	3899	2932
2016	136	3750	2842
2017	146	3702	3048



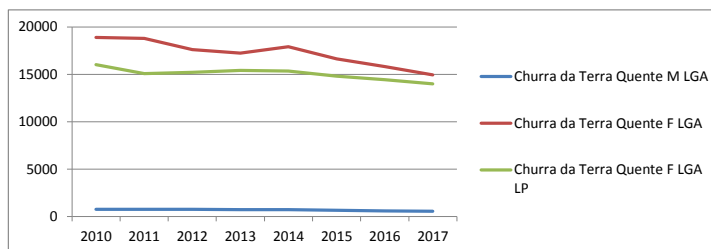
	Churra do Campo		
	M LGA	F LGA	F LGA LP
2010	4	73	57
2011	8	88	73
2012	8	87	67
2013	12	143	112
2014	4	168	131
2015	4	126	91
2016	4	462	429
2017	21	616	474



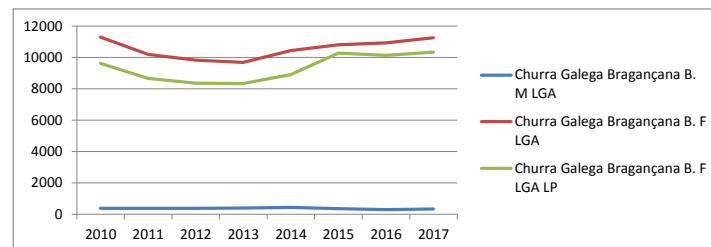
	Churra do Minho		
	M LGA	F LGA	F LGA LP
2010	135	3186	2847
2011	145	3244	2375
2012	198	3854	3349
2013	150	3476	3153
2014	178	4056	3262
2015	132	3441	3350
2016	167	3652	3554
2017	222	4614	4607



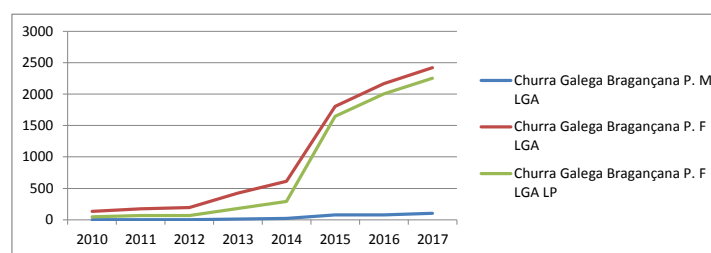
	Churra da Terra Quente		
	M LGA	F LGA	F LGA LP
2010	757	18895	16027
2011	759	18801	15084
2012	750	17613	15213
2013	739	17239	15415
2014	736	17932	15358
2015	643	16653	14809
2016	597	15817	14440
2017	568	14938	13997



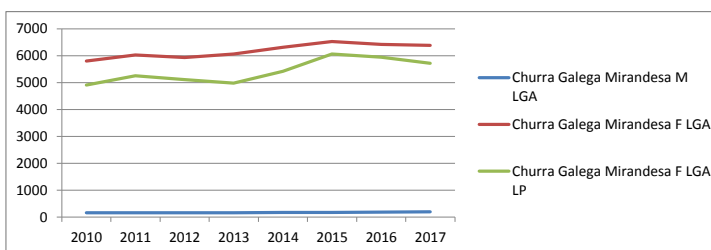
	Churra Galega Bragançana B.		
	M LGA	F LGA	F LGA LP
2010	397	11306	9630
2011	389	10191	8662
2012	397	9831	8363
2013	413	9685	8347
2014	442	10438	8908
2015	374	10809	10287
2016	302	10942	10138
2017	348	11265	10335



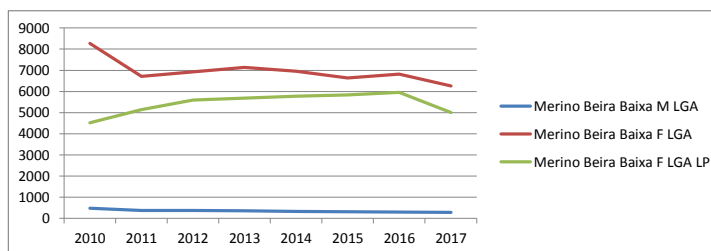
	Churra Galega Bragançana P.		
	M LGA	F LGA	F LGA LP
2010	2	131	47
2011	2	174	66
2012	3	192	65
2013	11	425	180
2014	19	613	293
2015	79	1807	1645
2016	77	2165	2006
2017	105	2424	2255



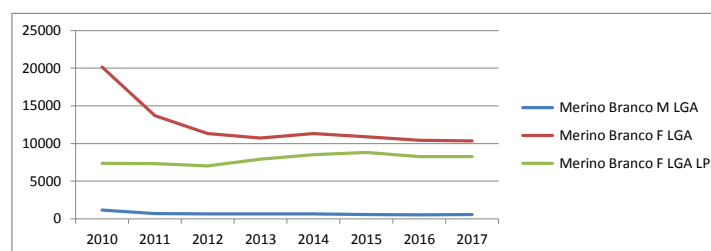
	Churra Galega Mirandesa		
	M LGA	F LGA	F LGA LP
2010	166	5805	4904
2011	167	6031	5252
2012	158	5935	5113
2013	166	6064	4980
2014	177	6309	5415
2015	174	6528	6057
2016	182	6415	5938
2017	194	6386	5718



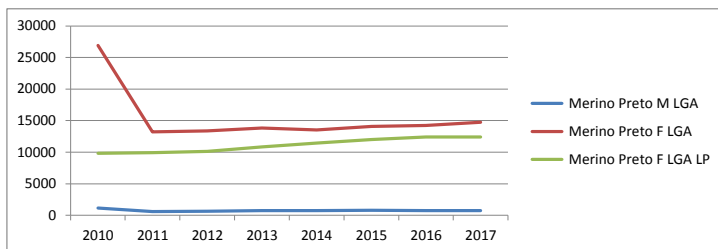
	Merino Beira Baixa		
	M LGA	F LGA	F LGA LP
2010	488	8269	4518
2011	385	6715	5148
2012	372	6923	5592
2013	370	7135	5690
2014	332	6954	5776
2015	324	6634	5839
2016	295	6814	5957
2017	280	6252	4999



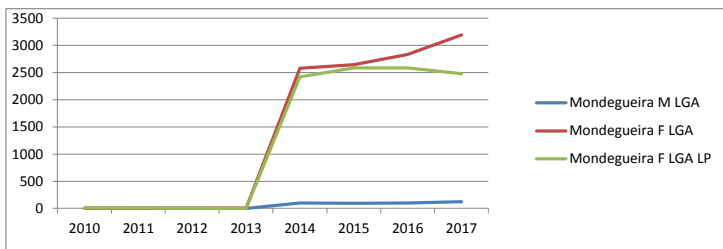
	Merino Branco		
	M LGA	F LGA	F LGA LP
2010	1154	20148	7366
2011	682	13713	7346
2012	643	11308	7022
2013	660	10750	7918
2014	658	11318	8512
2015	570	10880	8819
2016	547	10436	8253
2017	554	10360	8266



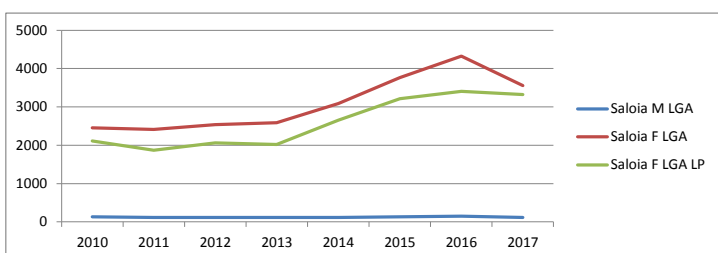
	Merino Preto		
	M LGA	F LGA	F LGA LP
2010	1161	26892	9843
2011	619	13229	9924
2012	652	13395	10122
2013	744	13837	10860
2014	747	13518	11444
2015	794	14069	11999
2016	769	14243	12406
2017	754	14759	12407



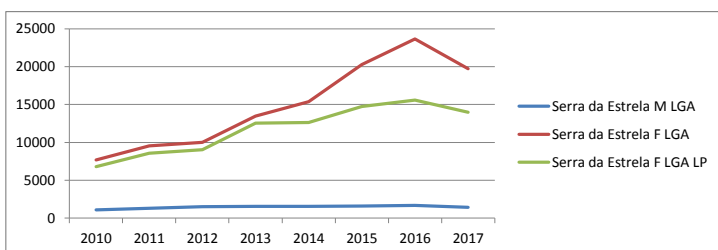
	Mondegueira		
	M LGA	F LGA	F LGA LP
2010	0	4	3
2011	0	6	5
2012	0	6	2
2013	0	7	1
2014	97	2577	2418
2015	91	2641	2582
2016	98	2829	2583
2017	123	3189	2476



	Saloia		
	M LGA	F LGA	F LGA LP
2010	134	2458	2113
2011	113	2415	1869
2012	114	2539	2063
2013	114	2585	2019
2014	119	3085	2655
2015	136	3762	3214
2016	147	4325	3406
2017	115	3558	3323



	Serra da Estrela		
	M LGA	F LGA	F LGA LP
2010	1084	7693	6816
2011	1289	9537	8560
2012	1522	10005	9042
2013	1549	13482	12565
2014	1554	15378	12609
2015	1600	20264	14739
2016	1689	23665	15565
2017	1431	19719	14001



Legenda: M LGA machos inscritos no Livro Genealógico de Adultos
F LGA fêmeas inscritas no Livro Genealógico de Adultos
F LGA LP fêmeas inscritas no Livro Genealógico de Adultos e exploradas em linha pura